

H&R Enterprise

2893 US 22 SW

Washington C.H., OH 43160

(1 mile west of US 35)

Phone: (740) 505-4393



# Sheds Direct



Rent to Own or  
Financing Available

---

Look Inside for  
More Details



VISIT US ONLINE

---

[www.shedsdirectinc.com](http://www.shedsdirectinc.com)



## **BENEFITS OF RUBBER FLOORING VERSUS WOOD FLOORING**

- **100% Waterproof**
- **No Splinters**
- **No Seams!**
- **No Peeling**
- **No Nailholes**
- **No Rotting**
- **Easy to Clean**
- **Oil Spots Wipe Away**



## **Handmade in the USA**

Sheds Direct believes in hand crafting premium buildings right here in the United States by our quality builders. Proudly made in the USA - we hold ourselves to a standard deserving of making that proclamation.

## **Limited Lifetime Warranty**

All of our buildings come with a Limited Lifetime Warranty as a standard. This is because we stand by our buildings and want you to have peace of mind in knowing your building is going to stand up for years to come. The Warranty is effective as of the day the building is delivered and set up on your property. For more information about our Warranty, please see page 19.

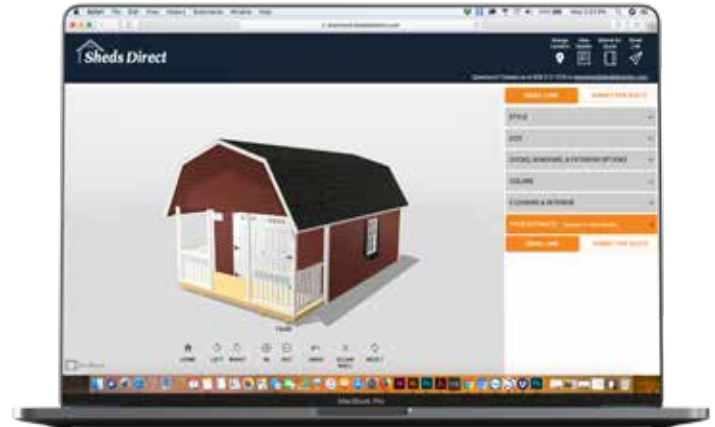
## **Quality Materials**

Quality in means quality out. Sheds Direct believes using superior products creates buildings we are proud to put our name on. We have developed partnerships with some of the top companies such as LP Building Products and Ply Gem to ensure nothing but the best is used to construct our buildings.



## Table of Contents

1. Vinyl Standard
2. Vinyl Deluxe
3. Vinyl Barn
4. Smart Shed
5. Smart Barn
6. Painted Smart Shed
7. Painted Deluxe
8. Painted Smart Barn
9. Cottage
10. Kids Buildings
11. Dog Kennel
12. Testimonial
13. Standard Options
- 14-15. Additional Building Options
16. Vinyl Colors
17. Roof Colors
18. Paint Colors
19. Limited Lifetime Warranty
20. Delivery and Payment



Visit [www.shedsdirectinc.com](http://www.shedsdirectinc.com) to design your own building using our 3D Shed Builder!

## About Us

Sheds Direct has been based in the North Carolina foothills since its inception in 2011. Our trademarks are second to none structural quality, craftsmanship, and customization that you can't get from our competitors.

We continue to innovate and listen to our feedback from customers, dealers, builders, and our own staff to grow and improve ourselves. In the beginning, we started small, but, due to our focused goal of becoming a leader and innovator in our industry, we have now expanded throughout the East Coast.

Sheds Direct partners with quality builders in North Carolina, Ohio, New York, and Indiana to ensure quality built storage buildings through their traditional construction techniques and philosophies. Our builders ensure each building is built with quality, care, and attention to detail.

*Awesome company, **great service**. Delivery was on time, very professional and accommodating.*  
-Patrick B.



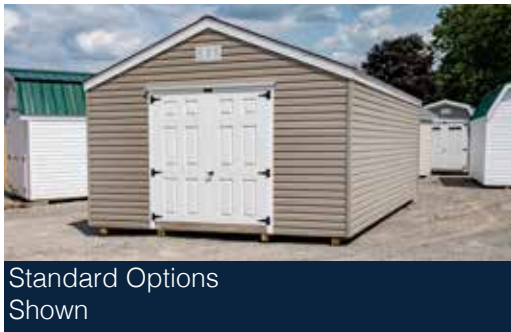
# Vinyl Standard



Additional Options: 1- 24x36 Window, 1- Solar Light, Magnetic Door Stops

Designed to give you a maintenance free, yet elegant storage shed for any outdoor space. With attention to detail as well as price, you can't go wrong with the Vinyl Standard.

## Vinyl Standard



Standard Options Shown



Additional Options: 1- 24x36 Window, Louver Shutters, Overhead Door, Taller Wall Package



Additional Options: 1-24x36 Window, Louver Shutters

### Standard Options

- 1- 72" Double Door
- 1- 24x36 Window (Tempered Glass)
- 2- Standard Rectangle Vents
- Architectural Shingles or Metal Roof
- 6'6" High Walls
- Pressure Treated Floor Joists
- 5/8" Flooring
- 16" on-center Walls, Roof, & Floor Joists
- 7/16" Sheathing on Walls & Roof
- Rafter Ties

Great built buildings and **great prices.**  
-Ricky R.

### Free Delivery within 50 Miles

| Size             | Base Price | Size             | Base Price |
|------------------|------------|------------------|------------|
| <b>8' Wides</b>  |            | <b>14' Wides</b> |            |
| 8x12             | \$2,595    | 14x16            | \$6,195    |
| 8x16             | \$3,295    | 14x20            | \$6,895    |
| <b>10' Wides</b> |            | 14x24            | \$7,595    |
| 10x12            | \$3,195    | 14x28            | \$8,395    |
| 10x16            | \$3,595    | 14x32            | \$9,195    |
| 10x20            | \$4,095    | 14x36            | \$10,095   |
| <b>12' Wides</b> |            | 14x40            | \$10,995   |
| 12x12            | \$3,995    | 14x44            | \$11,895   |
| 12x16            | \$4,495    | 14x48            | \$12,795   |
| 12x20            | \$5,095    | 14x52            | \$13,695   |
| 12x24            | \$5,695    | 14x56            | \$14,595   |
| 12x28            | \$6,395    | 14x60            | \$15,495   |
| 12x32            | \$7,095    |                  |            |

**Standard options included in base price.**

Cash prices do not include sales tax. Prices subject to change.  
Sizes per DOT regulations.



Additional Options: 1- 24x36 Window, Louver Shutters, 1- 36" Door

Our Vinyl Deluxe offers you a tall wall with an attractive overhang. This is one of Sheds Direct's best sellers! If you are looking to enhance your backyard and add storage, look no further!

# Vinyl Deluxe

*TIP: Taller walls make bringing out your lawn tractor, golf cart, or other large items even easier.*



Additional Options: 1- 24x36 Window, Louver Shutters, 1- Overhead Door, Magnetic Door Stop



Additional Options: Louver Shutters, 1- 24x36 Window, 36" 9-lite Door



Additional Options: 1- 24x36 Window, Raised Panel Shutters, 36" Single Door w/ Solar Light & Magnetic Door Stop, 1- Overhead Door

## Standard Options

## Free Delivery within 50 Miles

- 1- 72" Double Door
- 1- 24x36 Window (Tempered Glass)
- 2- Standard Rectangle Vents
- Architectural Shingles or Metal Roof
- Taller Walls (86" Height)
- Roof Overhang w/ Vented Soffits
- Pressure Treated Floor Joists
- 5/8" Flooring
- 16" on-center Walls, Roof, & Floor Joists
- 7/16" Sheathing on Walls & Roof
- Rafter Ties

| Size             | Base Price | Size             | Base Price |
|------------------|------------|------------------|------------|
| <b>10' Wides</b> |            | <b>14' Wides</b> |            |
| 10x12            | \$3,595    | 14x16            | \$6,495    |
| 10x16            | \$3,995    | 14x20            | \$7,195    |
| 10x20            | \$4,495    | 14x24            | \$7,895    |
| <b>12' Wides</b> |            | 14x28            | \$8,695    |
| 12x12            | \$4,295    | 14x32            | \$9,595    |
| 12x16            | \$4,895    | 14x36            | \$10,495   |
| 12x20            | \$5,495    | 14x40            | \$11,395   |
| 12x24            | \$6,195    | 14x44            | \$12,295   |
| 12x28            | \$6,895    | 14x48            | \$13,195   |
| 12x32            | \$7,695    | 14x52            | \$14,095   |
|                  |            | 14x56            | \$14,995   |
|                  |            | 14x60            | \$15,795   |

*Standard options included in base price. Cash prices do not include sales tax. Prices subject to change. Sizes per DOT regulations.*



# Vinyl Barn



When you step into your Vinyl Barn, you will immediately notice the extra storage space in the loft. Get the barn look and still stay maintenance free!

Additional Options: 1- 24x36 Window, Louver Shutters, 36" Prehung 9-lite Door

## Vinyl Barn



Additional Options: Louver Shutters  
1- 24x36 Window



Additional Options: 36" Single 9-Lite Door  
Louver Shutters  
1- 24x36 Window



Additional Options: Overhead Door  
36" Single 9-Lite Door

### Standard Options

### Free Delivery within 50 Miles

- 1- 72" Double Door
- 1- 24x36 Window (Tempered Glass)
- 2- Standard Rectangle Vents
- Architectural Shingles or Metal Roof
- 6'6" High Walls
- Pressure Treated Floor Joists
- 5/8" Flooring
- 16" on-center Walls, Roof, & Floor Joists
- 7/16" Sheathing on Walls & Roof
- 1- 4' Loft (for sizes 8x12 - 10x12)
- 2- 4' Loft (for sizes 10x16 - 14x60)

| Size             | Base Price | Size             | Base Price |
|------------------|------------|------------------|------------|
| <b>8' Wides</b>  |            | <b>14' Wides</b> |            |
| 8x12             | \$3,295    | 14x16            | \$6,695    |
| 8x16             | \$3,895    | 14x20            | \$7,395    |
| <b>10' Wides</b> |            | 14x24            | \$8,195    |
| 10x12            | \$3,895    | 14x28            | \$8,995    |
| 10x16            | \$4,295    | 14x32            | \$9,795    |
| 10x20            | \$4,795    | 14x36            | \$10,695   |
| <b>12' Wides</b> |            | 14x40            | \$11,595   |
| 12x12            | \$4,395    | 14x44            | \$12,495   |
| 12x16            | \$4,995    | 14x48            | \$13,395   |
| 12x20            | \$5,695    | 14x52            | \$14,295   |
| 12x24            | \$6,395    | 14x56            | \$15,195   |
| 12x28            | \$7,195    | 14x60            | \$16,095   |
| 12x32            | \$7,995    |                  |            |

*Standard options included in base price.  
Cash prices do not include sales tax. Prices subject to change.  
Sizes per DOT regulations.*





Additional Options: 1- 24x36 Window

Simple and practical, will last you a lifetime! Made with stained LP Smart Siding, you will never have to worry about the downsides of a standard wooden building!

## Smart Shed



Additional Options: 2- 24x36 Windows, 4' Wood Porch, 1- 36" 4-lite Barn Door



Additional Options: 1- 36" 4-lite Barn Door, 1- 24x 36 Window, 1- 72" 4-lite Barn Door



Additional Options: 1-24x36 Window, 1- 36" Barn Door, 1- Solar Light, Magnetic Door Stop

### Standard Options

### Free Delivery within 50 Miles

- 1- 72" Double Barn Door
- 1- 24x36 Window (Tempered Glass)
- 2- Standard Rectangle Vents
- Architectural Shingles or Metal Roof
- 6'6" High Walls
- Pressure Treated Floor Joists
- 5/8" Flooring
- 16" on-center Walls, Roof, & Floor Joists
- Honeytone or Driftwood Stain
- Rafter Ties

| Size             | Base Price |
|------------------|------------|
| <b>8' Wides</b>  |            |
| 8x12             | \$2,295    |
| 8x16             | \$2,695    |
| <b>10' Wides</b> |            |
| 10x12            | \$2,895    |
| 10x16            | \$3,395    |
| 10x20            | \$3,895    |
| <b>12' Wides</b> |            |
| 12x12            | \$3,595    |
| 12x16            | \$4,195    |
| 12x20            | \$4,795    |
| 12x24            | \$5,395    |
| 12x28            | \$5,995    |
| 12x32            | \$6,595    |

| Size             | Base Price |
|------------------|------------|
| <b>14' Wides</b> |            |
| 14x16            | \$5,695    |
| 14x20            | \$6,395    |
| 14x24            | \$7,095    |
| 14x28            | \$7,795    |
| 14x32            | \$8,595    |
| 14x36            | \$9,395    |
| 14x40            | \$10,295   |
| 14x44            | \$11,195   |
| 14x48            | \$12,095   |
| 14x52            | \$12,995   |
| 14x56            | \$13,895   |
| 14x60            | \$14,795   |

**Standard options included in base price.**  
 Cash prices do not include sales tax. Prices subject to change.  
 Sizes per DOT regulations.

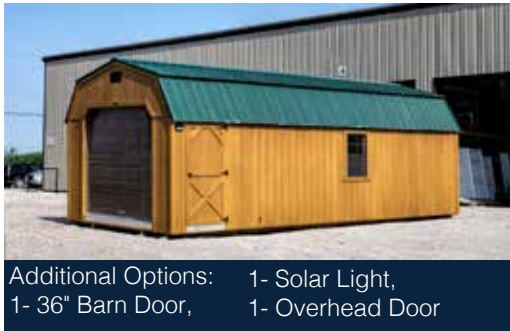
# Smart Barn




Additional Options: 1- 24x36 Window, 4- Ramp Sections

Built with Smartside exterior for added durability and longevity. Maintains a classic style that is sure to last a lifetime.

## Smart Barn



Additional Options: 1- Solar Light, 1- 36" Barn Door, 1- Overhead Door



Additional Options: 1- 24x36 Window



Additional Options: 1- 24x36 Window, 1- Solar Light, Magnetic Door Stops

### Standard Options

### Free Delivery within 50 Miles

- 1- 72" Double Barn Door
- 1- 24x36 Window (Tempered Glass)
- 2- Standard Rectangle Vents
- Architectural Shingles or Metal Roof
- 6'6" High Walls
- Pressure Treated Floor Joists
- 5/8" Flooring
- 16" on-center Walls, Roof, & Floor Joists
- Honeytone or Driftwood Stain
- 1- 4' Loft (for sizes 8x12 - 10x12)
- 2- 4' Loft (for sizes 10x16 - 14x60)
- Rafter Ties

| Size             | Base Price | Size             | Base Price |
|------------------|------------|------------------|------------|
| <b>8' Wides</b>  |            | <b>14' Wides</b> |            |
| 8x12             | \$2,495    | 14x16            | \$6,395    |
| 8x16             | \$2,895    | 14x20            | \$7,095    |
| <b>10' Wides</b> |            | 14x24            | \$7,795    |
| 10x12            | \$3,095    | 14x28            | \$8,495    |
| 10x16            | \$3,595    | 14x32            | \$9,295    |
| 10x20            | \$4,095    | 14x36            | \$10,095   |
| <b>12' Wides</b> |            | 14x40            | \$10,895   |
| 12x12            | \$3,995    | 14x44            | \$11,695   |
| 12x16            | \$4,595    | 14x48            | \$12,495   |
| 12x20            | \$5,195    | 14x52            | \$13,395   |
| 12x24            | \$5,795    | 14x56            | \$14,295   |
| 12x28            | \$6,395    | 14x60            | \$15,195   |
| 12x32            | \$6,995    |                  |            |

*Standard options included in base price. Cash prices do not include sales tax. Prices subject to change. Sizes per DOT regulations.*





Additional Options: 1- 24x36 Window

Smartside exterior doesn't just mean you have to have a stained wood finish. With the Painted Smart Shed you can bring color to your backyard with a wide range of color options.


## Painted Smart Shed



Standard Painted Smart Shed



Standard Painted Smart Shed



Additional Options: 36" Single Door

### Standard Options

### Free Delivery within 50 Miles

- 1- 72" Double Barn Door
- 1- 24x36 Window (Tempered Glass)
- 2- Standard Rectangle Vents
- Architectural Shingles or Metal Roof
- 6'6" High Walls
- Pressure Treated Floor Joists
- 5/8" Flooring
- 16" on-center Walls, Roof, & Floor Joists
- 7/16" Sheathing on Roof
- Rafter Ties

*We love our Shed. It was built very well just what we wanted. And **it came 2 weeks early***  
-Luanda S.

| Size             | Base Price | Size             | Base Price |
|------------------|------------|------------------|------------|
| <b>8' Wides</b>  |            | <b>14' Wides</b> |            |
| 8x12             | \$2,495    | 14x16            | \$5,795    |
| 8x16             | \$2,895    | 14x20            | \$6,495    |
| <b>10' Wides</b> |            | 14x24            | \$7,195    |
| 10x12            | \$2,995    | 14x28            | \$7,995    |
| 10x16            | \$3,495    | 14x32            | \$8,795    |
| 10x20            | \$3,995    | 14x36            | \$9,595    |
| <b>12' Wides</b> |            | 14x40            | \$10,395   |
| 12x12            | \$3,895    | 14x44            | \$11,295   |
| 12x16            | \$4,395    | 14x48            | \$12,195   |
| 12x20            | \$4,995    | 14x52            | \$13,095   |
| 12x24            | \$5,595    | 14x56            | \$13,995   |
| 12x28            | \$6,195    | 14x60            | \$14,895   |
| 12x32            | \$6,795    |                  |            |

*Standard options included in base price.  
Cash prices do not include sales tax. Prices subject to change.  
Sizes per DOT regulations.*

# Painted Deluxe



Additional Options: Louver Shutters, 1- 24x36 windows

Our Painted Deluxe offers you a tall wall with an attractive exterior and a spacious interior.

## Painted Deluxe

*TIP: Taller walls make bringing out your lawn tractor, golf cart, or other large items even easier.*

Shown in Driftwood Stain



Additional Options: 1- 72" 4-lite Barn Door, 1- 24x36 Window, Magnetic Door Stop



Additional Options: 1- 24x36 Window, 1- 72" 4-lite Barn Door, Magnetic Door Stop



Additional Options: 1- 72" Double 4-Lite Door, 1- 24x36 Window, 1- 36" Single 4-Lite Door

## Standard Options

## Free Delivery within 50 Miles

- 1- 72" Double Barn Door
- 1- 24x36 Window (Tempered Glass)
- 2- Standard Rectangle Vents
- Architectural Shingles or Metal Roof
- Taller Walls (86" Height)
- Pressure Treated Floor Joists
- 5/8" Flooring
- 16" on-center Walls, Roof, & Floor Joists
- 7/16" Sheathing on Roof
- Rafter Ties
- Roof Overhang w/ Vented Soffits

| Size             | Base Price | Size             | Base Price |
|------------------|------------|------------------|------------|
| <b>10' Wides</b> |            | <b>14' Wides</b> |            |
| 10x12            | \$3,495    | 14x16            | \$6,395    |
| 10x16            | \$3,895    | 14x20            | \$7,095    |
| 10x20            | \$4,395    | 14x24            | \$7,795    |
| <b>12' Wides</b> |            | 14x28            | \$8,595    |
| 12x12            | \$4,195    | 14x32            | \$9,495    |
| 12x16            | \$4,795    | 14x36            | \$10,295   |
| 12x20            | \$5,395    | 14x40            | \$11,195   |
| 12x24            | \$6,095    | 14x44            | \$12,095   |
| 12x28            | \$6,795    | 14x48            | \$12,995   |
| 12x32            | \$7,495    | 14x52            | \$13,895   |
|                  |            | 14x56            | \$14,795   |
|                  |            | 14x60            | \$15,695   |

*Standard options included in base price. Cash prices do not include sales tax. Prices subject to change. Sizes per DOT regulations.*






The only thing to make a Smart Barn better is to add some color. Make your garden space a little more you with custom colors.

Additional Options: 1- 24x36 Windows, 1- 72" 4-lite Barn Door

# Painted Smart Barn



Additional Options:  
1- Overhead Door



Additional Options:  
1- 24x36 Window,  
1- Solar Light  
Magnetic Door Stop



Additional Options:  
1- 4' Wood Porch,  
3- 24x36 Windows,  
1- 36" 4-lite Barn Door,  
1- 36" Prehung 9-lite Door,  
2- Louver Shutters

## Standard Options      Free Delivery within 50 Miles

- 1- 72" Double Barn Door
- 1- 24x36 Window (Tempered Glass)
- 2- Standard Rectangle Vents
- Architectural Shingles or Metal Roof
- 6'6" High Walls
- Pressure Treated Floor Joists
- 5/8" Flooring
- 16" on-center Walls, Roof, & Floor Joists
- 7/16" Sheathing on Roof
- 1- 4' Loft (for sizes 8x12 - 10x12)
- 2- 4' Loft (for sizes 10x16 - 14x60)
- Rafter Ties

| Size             | Base Price |
|------------------|------------|
| <b>8' Wides</b>  |            |
| 8x12             | \$2,595    |
| 8x16             | \$3,295    |
| <b>10' Wides</b> |            |
| 10x12            | \$3,395    |
| 10x16            | \$3,795    |
| 10x20            | \$4,195    |
| <b>12' Wides</b> |            |
| 12x12            | \$4,095    |
| 12x16            | \$4,695    |
| 12x20            | \$5,295    |
| 12x24            | \$5,895    |
| 12x28            | \$6,495    |
| 12x32            | \$7,095    |

| Size             | Base Price |
|------------------|------------|
| <b>14' Wides</b> |            |
| 14x16            | \$6,495    |
| 14x20            | \$7,195    |
| 14x24            | \$7,895    |
| 14x28            | \$8,595    |
| 14x32            | \$9,395    |
| 14x36            | \$10,195   |
| 14x40            | \$10,995   |
| 14x44            | \$11,795   |
| 14x48            | \$12,595   |
| 14x52            | \$13,495   |
| 14x56            | \$14,395   |
| 14x60            | \$15,295   |

**Standard options included in base price.**  
Cash prices do not include sales tax. Prices subject to change.  
Sizes per DOT regulations.



# Cottage



Additional Options: 2- 36" Prehung Single 9-lite Doors,  
2- 30x36 Insulated Windows

The ultimate in comfort and space!  
The Cottage is designed to be your  
backyard pool house, craft area,  
man-cave, office, or even great for  
lake getaways!

## Cottage



Additional Options:  
1- 30x36 Insulated Window



Additional Options:  
1- 36" Prehung 9-lite Door,  
1- 30x36 Insulated Window, Louver Shutters



Additional Options:  
1- 36" Prehung 9-lite Door,  
1- 30x36" Insulated Window  
1- HA Unit  
Vinyl Deluxe Style Upgrade

## Standard Options

## Free Delivery within 50 Miles

- 1- 36" Prehung Single Door (Swing In)
- 1- 30x36 Double Pane Insulated Window
- Ridge Vent
- Insulated Walls, Roof, and Floor
- Paneling on Walls and Ceiling
- 1- Breaker Box
- 1- Interior Light
- 1- Light Switch
- 4- Tamper Proof Receptacles
- 50 Year Flooring

Awesome company, **great service**. Delivery was on time, very professional and accommodating.  
-Patrick B.

| Size             | Base Price | Size             | Base Price |
|------------------|------------|------------------|------------|
| <b>10' Wides</b> |            | <b>14' Wides</b> |            |
| 10x12            | \$5,595    | 14x16            | \$7,895    |
| 10x16            | \$6,095    | 14x20            | \$8,795    |
| 10x20            | \$6,695    | 14x24            | \$9,695    |
| <b>12' Wides</b> |            | 14x28            | \$10,495   |
| 12x12            | \$6,395    | 14x32            | \$11,495   |
| 12x16            | \$6,995    | 14x36            | \$12,495   |
| 12x20            | \$7,595    | 14x40            | \$13,395   |
| 12x24            | \$8,195    | 14x44            | \$14,495   |
| 12x28            | \$8,795    | 14x48            | \$15,595   |
| 12x32            | \$9,495    |                  |            |

**Standard options included in base price.**  
Cash prices do not include sales tax. Prices subject to change.  
Sizes per DOT regulations.





Our kids buildings feature a loft as well as a child sized porch and swing and provide hours of fun for your children. They are available in sizes ranging from 8x12 to 8x20.

Sheds Direct Playhouses and Clubhouses

## Standard Kids Buildings

### Clubhouse

| Size | Base Price |
|------|------------|
| 8x12 | \$2,595    |
| 8x14 | \$2,895    |
| 8x16 | \$3,295    |
| 8x20 | \$3,895    |



### Playhouse

| Size | Base Price |
|------|------------|
| 8x12 | \$2,995    |
| 8x14 | \$3,295    |
| 8x16 | \$3,695    |
| 8x20 | \$4,295    |

## Candyland Kids Buildings

### Candyland Clubhouse

| Size | Base Price |
|------|------------|
| 8x12 | \$2,995    |
| 8x14 | \$3,295    |
| 8x16 | \$3,695    |
| 8x20 | \$4,295    |



### Candyland Playhouse

| Size | Base Price |
|------|------------|
| 8x12 | \$3,395    |
| 8x14 | \$3,695    |
| 8x16 | \$4,095    |
| 8x20 | \$4,695    |

## Standard Options

1- 36" Adult Size Door

1- Kid Size Door

Kids Porch

3- 14x21 Windows

1- Kid Size Porch Swing (not shown)

Loft with a Ladder

Architectural Singles or Metal Roof

# Dog Kennel



12x16

Our dog kennels are a low cost, hassle free solution to keep your dogs secure and free from the elements. They are available in sizes ranging from 8x12 to 12x28.

## Dog Kennel



8x12



8x12



12x16

### Standard Options

### Free Delivery within 50 Miles

1- Adult Sized Door

Architectural Shingles or Metal Roof

Siding: Smartside (Painted)

6'6" Wall Height

Pressure Treated Floor Joists

5/8" Flooring

| Size  | Runs     | Base Price |
|-------|----------|------------|
| 8x12  | 2- 4'x6  | \$3,095    |
| 8x16  | 2- 4'x9  | \$3,895    |
| 12x16 | 3- 4'x9  | \$4,595    |
| 12x28 | 6- 4'x9' | \$8,095    |

**Standard options included in base price.**

Cash prices do not include sales tax. Prices subject to change.

Sizes per DOT regulations.

*Awesome every day, down to earth people, amazing service & great quality products!*

*-Victoria M.*



\*Pet Shelters offer a limited warranty. Warranty does NOT include damages caused by animals/pets.



# With Hundreds of 5 Star Reviews, You Can't Go Wrong!



## "Very satisfied with our custom building from Sheds Direct."

Very satisfied with our custom building from Sheds Direct. Our dealer was very helpful and assisted us in building our barn. Delivery was convenient and communication was great throughout the buying process. Good job guys! ”

-Jerrod T.



Customer submitted photo from Google Reviews

# Standard Options



1- 72" Double Door (Vinyl)



1- 72" Double Barn Door (Smart)



1- 24x36 Window



2- Standard Rectangle Vents



Architectural Shingles or Metal Roof



6'6" High Walls (Taller Walls on Deluxe Models)



5/8" Flooring



16" on-center Walls, Roof, & Floor Joists



7/16" Sheathing on Walls & Roof



2x6 Pressure Treated Floor Joists 10, 12, and 14 wide sheds



1- 4' Loft (8x12-10x12) (Barns Only)



2- 4' Loft (10x16-14x60) (Barns Only)



Honeytone or Driftwood Stain (Smart, Stained)



Overhang on All Sides (Deluxe Models Only)



Only at Sheds Direct!

# Standard Options for Cottages



1- 36" Prehung Single Door (swing in)



1- 30x36 Double Pane Insulated Window



Ridge Vent



Insulated Walls, Roof, and Floor



Paneling on Walls and Ceiling



1- Breaker Box




1- Interior Light



1- Light Switch



4- Tamper Proof Receptacles



50 Year Flooring

STAINED SIDING upgrade available Honeytone or Driftwood Stain





# Additional Building Options

\*\*\* Not all options available on all building models. Please consult with your dealer.

## STRUCTURAL / PROTECTION

|                                  |                |
|----------------------------------|----------------|
| 12" on-center floor joists       | \$.65/ sq ft   |
| Partition Wall                   | \$185          |
| Interior Wall                    | \$45/linear ft |
| Taller Wall Package (86" height) | \$285          |
| Techshield (Roof Only)           | \$1.00/ sq ft  |
| Techshield (Roof & Walls)        | \$1.50/ sq ft  |
| 50 Year Floor ¾" T&G (8' wide)   | \$55           |
| 50 Year Floor ¾" T&G (10' wide)  | \$75           |
| 50 Year Floor ¾" T&G (12' wide)  | \$95           |
| 50 Year Floor ¾" T&G (14' wide)  | \$115          |
| High Capacity Flooring           | \$2.50/ sq ft  |
| LuxGuard Upgrade                 | \$1.45/ sq ft  |
| Laminate Flooring                | \$2.10/ sq ft  |

## INSULATION

|            |              |
|------------|--------------|
| Floor Only | \$1.50/sq ft |
|------------|--------------|

## CERTIFIED / ANCHORING

|                     |         |
|---------------------|---------|
| Engineered Drawings | \$195   |
| 4 Anchors           | \$195   |
| Extra Anchors       | \$40/ea |

## DOORS

|                                |          |
|--------------------------------|----------|
| 36" Single Barn Door           | \$85     |
| 36" Single 4-Lite Barn Door    | \$110    |
| 72" Double Barn Door           | \$120    |
| 72" Double 4-Lite Barn Door    | \$220    |
| 36" Single Door                | \$255    |
| 36" Single 4-Lite Door         | \$300    |
| 36" Single 9-Lite Door         | \$285    |
| 72" Double Door                | \$300    |
| 72" Double 4-Lite Door         | \$430    |
| 72" Double 9-Lite Door         | \$400    |
| 36" Prehung Single Door        | \$360    |
| 36" Prehung Single 9-Lite Door | \$390    |
| 72" Prehung Double Door        | \$500    |
| 72" Prehung Double 9-Lite Door | \$600    |
| 36" Interior Door              | \$255    |
| Burglar Bars                   | \$215/ea |
| Solar Lights                   | \$45/ea  |
| Magnetic Door Stop (Double)    | \$28     |
| Magnetic Door Stop (Single)    | \$18     |
| ** 80" Tall Barn Doors         | +\$100   |

## WINDOWS

|                                 |          |
|---------------------------------|----------|
| 14x21 Window                    | \$75     |
| 24x36 Window                    | \$95     |
| 30x36 Window                    | \$115    |
| 30x36 Insulated Window          | \$175    |
| Window Security Bars (24" only) | \$125/ea |
| Louver Shutters                 | \$55/set |
| Raised Panel Shutters           | \$75/set |
| Vinyl Flower Box                | \$65     |
| Flower Box                      | \$55     |

## VENTS

|                      |           |
|----------------------|-----------|
| Ridge Vent           | \$8/lr ft |
| Octagon Vent (white) | \$55      |

## INTERIOR UPGRADES

|                        |         |
|------------------------|---------|
| 2' Deep Work Bench     | \$9/ft  |
| 3 Tier Shelves 1' Deep | \$12/ft |
| 4' Deep Loft           | \$14/ft |
| 6' Deep Loft           | \$21/ft |
| 8' Deep Loft           | \$28/ft |
| Pegboard 8'            | \$65    |
| Pegboard 10'           | \$75    |
| Pegboard 12'           | \$85    |
| Pegboard 14'           | \$95    |
| Baseboard Heat         | \$185   |
| Heat & Air Unit        | \$545   |
| Air Conditioner        | \$445   |

## EXTERIOR UPGRADES

|                                |        |
|--------------------------------|--------|
| 4' Porch -Vinyl Rail & Pickets | \$1295 |
| 6' Porch -Vinyl Rail & Pickets | \$1595 |
| 4' Porch -Wood Rail & Pickets  | \$995  |
| 6' Porch -Wood Rail & Pickets  | \$1195 |
| Ramp Section (15½ x 70)        | \$48   |
| Kid Size Porch Swing           | \$85   |

## OVERHEAD DOORS

(upgrades to 12" on-center Floor Joists)

|                              |       |
|------------------------------|-------|
| 8' W x 6' 9" H Overhead Door | \$595 |
| 8' W x 7' H Overhead Door    | \$595 |
| 9' W x 7' H Overhead Door    | \$695 |
| Insulated Overhead Door      | \$185 |
| Windows in Overhead Door     | \$145 |
| Carriage Style Door          | \$195 |

## ELECTRICAL

|                          |       |
|--------------------------|-------|
| Breaker Box              | \$185 |
| Tamper Proof Receptacle  | \$58  |
| GFCI Receptacle          | \$95  |
| Light Switch             | \$48  |
| Interior Light           | \$48  |
| Exterior Light           | \$95  |
| Exterior GFCI Receptacle | \$150 |



| Size     | 0-24" | 24"-36" |
|----------|-------|---------|
| 8' Wide  | \$100 | \$200   |
| 10' Wide | \$150 | \$275   |
| 12' Wide | \$225 | \$375   |
| 14' Wide | \$325 | \$500   |

There will be an additional charge for each pillar that exceeds these heights.



## RAMPS

| Size        | Quantities |
|-------------|------------|
| Single Door | 2 sections |
| Double Door | 4 sections |
| 8' OHD      | 5 sections |
| 9' OHD      | 6 sections |

\*\*\* See Exterior Upgrades for pricing.



## LuxGuard Rubber Flooring

LuxGuard is a revolutionary flooring you will only find at Sheds Direct! It is washable, spill resistant, and guaranteed tough. LuxGuard is available in LuxBlack and LuxSilver.

# Wood Doors \* Stained or Painted \* Available in Smart Buildings



36" Single Barn Door



36" Single 4-Lite Barn Door



72" Double Barn Door



72" Double 4-Lite Barn Door

# Fiberglass Doors \* Available in all Vinyl Buildings



36" Single Door



36" Single 4-Lite Door



36" Single 9-Lite Door



72" Double Door



72" Double 4-Lite Door



72" Double 9-Lite Door

# Prehung Doors \* Available in all Buildings (excluding Kids Buildings and Dog Kennels)



36" Prehung Single Door



36" Prehung Single 9-lite Door



72" Prehung Double Door



72" Prehung Double 9-lite Door

# Windows \* Brown windows are used for stained buildings.




14x21



24x36



30x36



30x36 Insulated

For a complete list of building options visit: [shedsdirectinc.com](http://shedsdirectinc.com)

# Overhead Doors

*Insulated Overhead Doors are available for every style.*



Standard Overhead Door



Standard Overhead Door w/ Stockton Windows



Standard Overhead Door w/ Summerton Windows



Carriage Style Overhead Door




Carriage Style Overhead Door w/ Stockton Windows



Carriage Style Overhead Door w/ Summerton Windows





# Vinyl Siding Colors



*Note: On any Vinyl Building, the corner pieces, by default, are the same color as the siding. White corner pieces can be selected at no additional charge. The fascia, drip edge, and door/window trims are always white. The siding can be chosen from the available colors.*

# Vinyl Shutter & Flower Box Colors



White

**Flower Box**

Add style and beauty to your shed with our vinyl flower boxes.



**Louver**



**Raised Panel**

# Metal Roof Colors



Black



Green



Red



Charcoal



Brown




Light Gray  
(+\$100)




Light Stone  
(+\$100)



Bright White  
(+\$100)



Copper Penny  
(+\$100)



Gallery Blue  
(+\$100)



Burnished Slate  
(+\$100)



Burgundy  
(+\$100)

# Shingle Roof Colors



Black



Desert



Oyster



Green



Hearthstone



Heather



Sienna



Weathered



# Paint and Trim Colors



Almond




Blue



Clay



Cream



Flint



Gray




White



Tan



Pearl



Olive



Mist



Charcoal



Brown



Burnished Slate



Green



Red



Black




Burgundy



Orange



Pink




Carolina Blue




Naval



Bright Red



Lilac



Calypso



Daffodil



Exuberant Pink



Purple



Lime



◇ - Only available on the Painted Clubhouse, Painted Barn Playhouse, Candyland Barn, Playhouse, and Candyland Clubhouse.

## Limited Lifetime Warranty

### Vinyl Siding

Variform warrants its Vinyl Siding to the original owner, guaranteeing its siding will be free from defects including peeling, flaking, blistering, and corroding.

### Roofing

Atlas guarantees the original owner that its roofing will remain free from manufacturers defects.

### Lumber

Sheds Direct Inc. guarantees the original owner that the pressure treated lumber used for skids, floor plates, and floor joists will not fail due to decay, termites, or rot.

### Metal and Shingle Roofs

Sheds Direct Inc. guarantees the original owner that its metal and shingle roofs will remain free from manufacturers defects.

### Framing

Sheds Direct Inc. guarantees to the original owner against failure of any framing members used in floors, walls, or roof.

## 50 Year Limited Warranty

### LP SmartSide

Sheds Direct Inc. uses LP SmartSide, who offers a 5/50 limitedwarranty. The 5-year, 100% labor and material replacement feature with a 50-year prorated warranty provides protection with confidence. Please see full details at <http://www.lpcorp.com>.

### 50 Year Flooring

Sheds Direct Inc. uses Weyerhaeuser Edge Gold, who offers a 50-yearlimitedwarranty. Weyerhaeuser Edge Gold floor panels are warranted against delamination for a period of 50 years from the date of purchase. Please see full details at <http://www.weyerhaeuser.com>.

**\*\*Warranty is effective as of the day the unit is delivered and set up\*\***

**\*\*Sheds Direct also provides full service maintenance and repairs on damages, and all other issues not covered by warranty. Please contact local dealer for details and pricing. \*\***



## Flexible Payment Options

### Rent to Own

What is great about our rent to own program is there are no credit checks, no strings attached, and the ability to pay off your building early. When you rent to own your Sheds Direct storage building, you get a low monthly rent payment and the peace of mind knowing you are building equity.

### Financing

Sheds Direct offers financing through GreenSky with plans that offer a fixed rate with low payments as well as plans that offer no payments and no interest if the total is paid within a certain period. You will receive a credit decision in minutes, and they allow you to take advantage of credit limits up to \$55,000.

### Cash

Sheds Direct accept cash, checks (personal or bank), money orders, and all major credit cards as forms of payment. Please note: credit card payments incur a 2.65% convenience fee.

## Free Delivery within 50 Miles

Our delivery staff is dedicated to ensuring that you are completely satisfied with the placement and set up of your building. Years of experience and a passion for customer service set our drivers apart. From purchase to delivery, Sheds Direct wants your experience to be outstanding.



Watch  
Our  
Delivery  
Process





## Customer Focused

Since our humble start in 2011 in the North Carolina foothills, Sheds Direct has been focused on serving your needs – our valued customer. Our staff truly goes above and beyond through simply serving your needs by asking how they can help you or what they can do for you. They build the foundation that lasting relationships are built upon, and this continues through our builders, drivers, and dealers.

If for any reason you are not happy with your building, we welcome all feedback; then use this feedback as an opportunity for improvement.

## Limited Lifetime Warranty

### Floors

Sheds Direct uses Weyerhaeuser Edge Gold floor panels, which offers a 50-year limited warranty. They are warranted against delamination for a period of 50 years from the date of purchase.

### Walls

Sheds Direct uses LP SmartSide, who offers a 5/50 limited warranty. The 5-year, 100% labor and material replacement feature with a 50-year prorated warranty provides protection with confidence.

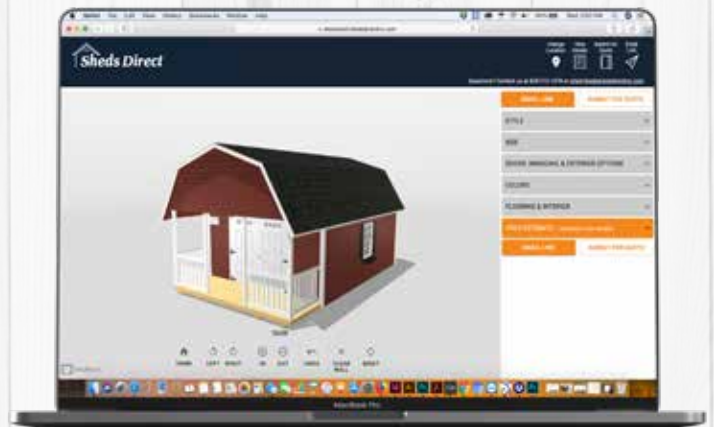
### Roofing

Sheds Direct guarantees the original owner that its metal and shingle roofs will remain free from manufacturers defects.

## Free Delivery and Setup!



## No Credit Check On Rent to Own!



Visit [www.shedsdirectinc.com](http://www.shedsdirectinc.com) to design your own building using our 3D Shed Builder!

Sheds Direct Inc. and its associates are not responsible for permits, snow/wind load requirements, restrictions, setbacks, yard damage, or underground damage. Customer is responsible for compliance with any such requirements. Setup includes leveling the building, starting with one corner at ground level and raising it up to a maximum of 2 feet. If leveling required over 2 feet, we can supply concrete blocks for \$2.00 each. Sheds Direct does not offer digging or footer services and these are not included in free setup; however, we can work with the customer or contractor when required. Please contact your local Building Inspector and/or Homeowner's Association for information on requirements and restrictions. It is the customer's responsibility to decide if ground conditions are unsuitable for delivery. Free Delivery covers one trip up to 50 miles one way. Trips over 50 miles are subject to a \$4/mile charge one way. The customer will be responsible for the mileage charge as well as the cost of any additional trips. Sheds Direct has the right to refuse any sale prior to the time when it is accepted and approved by Sheds Direct's corporate office and the building is set up at customer's location.

All prices subject to change

OH - Fall 19